

BRINKWORTH PRIMARY AND EARLY CHILDHOOD CENTRE

NEWSLETTER

Newsletter Date: 2nd June 2021

Email: dl.0752.info@schools.sa.edu.au

Website: www.brinkwthpriecc.sa.edu.au

Ph: 8846 2132 Mob: 0447 265 583 Fax: 8846 2021

Principal: Mr Matt Stewart

Issue No. 8



DIARY DATES 2021 JUNE

2nd: Newsletter

3rd: Mr Kennett & Mr Ryan

8th: Assembly

14th: Public Holiday

16th: Gov Council

17th: Partnership

22nd: Assembly

30th: Reports and Newsletter

JULY

2nd: END OF TERM 2

19th: TERM 3

ATTACHMENTS:

- Encounters with Emily
- Dream Big

LIBRARY ... NEWS

92 days left on the Premiers Reading Challenge.

Please ensure that your child is writing the books they read onto their **reading sheet!!!** For those younger readers a book may be read to them and included onto their sheet! Most books have the challenge sticker on them to help you choose. Ask your teacher / parent / librarian for help

Dear Families,

We have crossed the halfway mark of term 2 already!!

A huge thankyou to all parents, staff, families and students who attended our working bee on 30th May. It was fantastic to see around 30 people on site helping remove the old fence, clear up trees, shrubs, weeds and organic litter, sanding down the pergola and collecting pine cones for our fundraiser, amongst other chores. The bbq was well earned at lunch time. It is a privilege to part of a wonderful, helpful supportive community, and I thank you all for being a part of it.

The pool covers have been installed this past fortnight. They have been funded with assistance from the Lions Club of Clare. We are extremely grateful for their contribution to the project. They will help keep the pool cleaner, reduce chemical usage and help maintain a warmer temperature. Our learners are looking forward to next swimming season to find out their benefits.



The school was fortunate enough to receive a Sporting Schools grant for this term. We have Sam Clayson visiting the school over the next 3 weeks delivering lessons on Wednesday afternoons. The lesson to date has been very interactive and our learners have shown great levels of engagement. We have seen a lot of tennis on the courts at recess this term.

The bases have opened for 2021. It is wonderful to see our learners playing and using their creativity and imagination in their play time. We are extremely fortunate to be able to have this area on site and utilise it.

The year 3-6's are currently completing the Digital Commissioner's Challenge in their design and technology lesson. As part of this they have been exploring coding challenges on the following website: <https://hourofcode.com/au/learn> Many of the students have expressed a desire to complete more of these coding challenges at home. Choose the Menu button, select activity and grade, a range of options are then available.

Finally, our Dream Big excursion / sleepover was a wonderful celebration of the Arts. We were proud of the respect and responsibility displayed by our learners as they engaged in many new experiences.

Kind Regards, Matt Stewart

SUSTAINABLE FRIDAY



Over the past 2 weeks we have been celebrating and learning about our helpful pollinators in the garden, the BEES. Did you know there are over 2,000 different types of Native Bee in Australia and that two thirds of our food is reliant on bee pollination? We want to encourage our local native bees by planting insect attracting native plants to our site. We have measured the garden area that we want to plant and Mr Ian Roberts from "Unique Natives @ Medika" will provide us the plants we will need to attract the beneficial insects and beautify the front part of our site.



We celebrated the common Honey Bee in the kitchen by making Honey Soy Chicken Drumsticks, Honey Bubble Slice, Crunchy Nut Honey Granola Bars and Honey & Dijon Mustard Dressing. The dressing was poured over our salad we made from our garden produce and rocket leaves donated by Mrs Jones.



We researched how we can make a bee hotel to encourage the Solitary Bees and we then made this out of tin cans screwed onto a pallet plank. Bees are attracted to the colours yellow, red, blue or purple so we painted our tin cans blue and yellow. We had to measure and cut the bamboo stems, then look for the deepest end of the bamboo stalk and place that end facing outwards in the tin can. We packed them in tightly. The more chambers made from bamboo stalks the more room for the babies which produces more pollinators! (This is something you can do at home using washed out tin cans and bamboo sourced from wild plantations on the side of the road or from donations from gardens.)



We also learn about Biodiversity which means "diverse biology" and how we need various foods, water and shelter areas to make habitats to encourage micro-organisms, insects, lizards, birds and animals that will help reduce pests and also pollinate our produce garden naturally.

What can you notice at home in your home garden or surrounds that have areas of biodiversity?

- Paulie

STAR OF THE FORTNIGHT



Ty and Harper our Week 5 Stars!!


values

Award

Happy Birthday Isaac



Well done Hannah !!



WE'RE WORKING TOWARDS SITE IMPROVEMENT PLANS

KINDY



In line with the quality improvement plan of ensuring children are becoming deeply numerate, children are given daily opportunities to explore the measurement of time through using a variety of hour glass timers

- Kirsty



R-3

Last Thursday, as part of our HASS lesson, the JP class went for a walk around Brinkworth to learn from the historical buildings and sites in the town. Prior to this we have looked at maps of the town, discussing our prior knowledge and coming up with inquiry questions. We were able to deliver some letters we had written, and able to answer many of our questions by reading information signs and heritage plaques. We learnt lots from being Historians within our own town!


- Ms Hentschke



4-6

WRITING

Throughout this term, we have been developing our skills in Narrative Writing. To begin with, we looked at the different types of descriptive language that we could use to add detail to our story (adjectives, onomatopoeia, past tense verbs, adverbs, connecting phrases) and how to add direct speech to add excitement to our stories.



Next, we looked at how to create a setting and a character. We used picture prompts to help us to learn how to describe different types of settings and characters. The students wrote a description on the same character, and we shared these with the R-3 class. The R-3 class drew a picture from our descriptions, and these are displayed just outside our classroom


and we would like to come and have a look! We finished the unit off with looking at different ways to start our story (starting with a description of the setting, the character, onomatopoeia, direct speech or a rhetorical question).

- Mrs Grosvenor

A LITTLE BIT MORE TO SHARE.....

On Thursday, Mr Ryan brought in lots of equipment that is used on his family's horse stud. We guessed what each item might be, and he explained its use.

Mr Ryan has 35 horses on his farm, as they train them for Harness racing. His family has a long history of horse racing, starting with his great grandfather in the 1930s.



Term 2 Calendar 2021

WEEK 4	17th	18th Newsletter	19th Dream Big Year 4 – 6	20th Dream Big Reception – Year 6	21st
WEEK 5	24th	25th Assembly	26th	27th UniSA practical teacher observation	28th
WEEK 6	31st	JUNE 1st	2nd Newsletter	3rd UniSA practical teacher observation	4th
WEEK 7	7th	8th Assembly	9th	10th	11th
WEEK 8	14th PUBLIC HOLIDAY	15th	16th Newsletter Governing Council	17th Partnership Meeting	18th

For frequently asked questions for COVID-19 for parents and carers please go to the Education Departments website or use this link.

<https://www.education.sa.gov.au/supporting-students/health-e-safety-and-wellbeing/covid-19-coronavirus/frequently-asked-questions-about-covid-19-parents-and-carers>

Kids Helpline

If your child is facing any concerns or worries, particularly with this current unrest, please do not hesitate to call Kids Helpline for advice.

Phone: 1800 551 800

Online - kidshelp.com.au